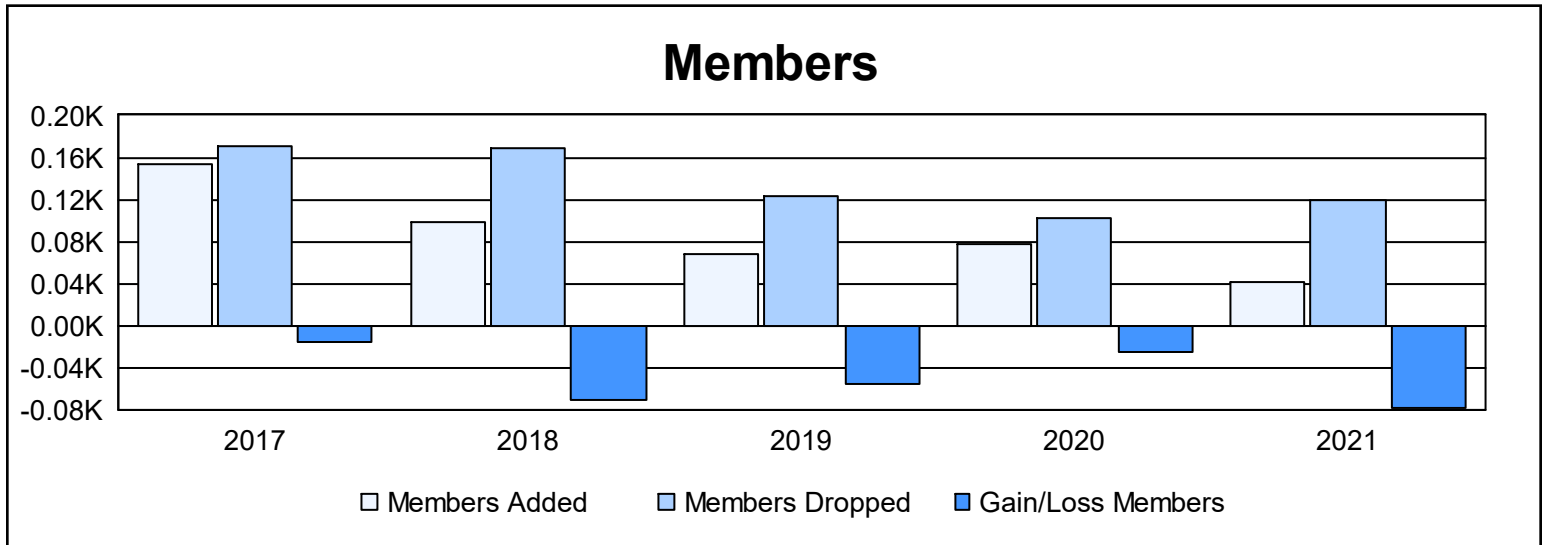
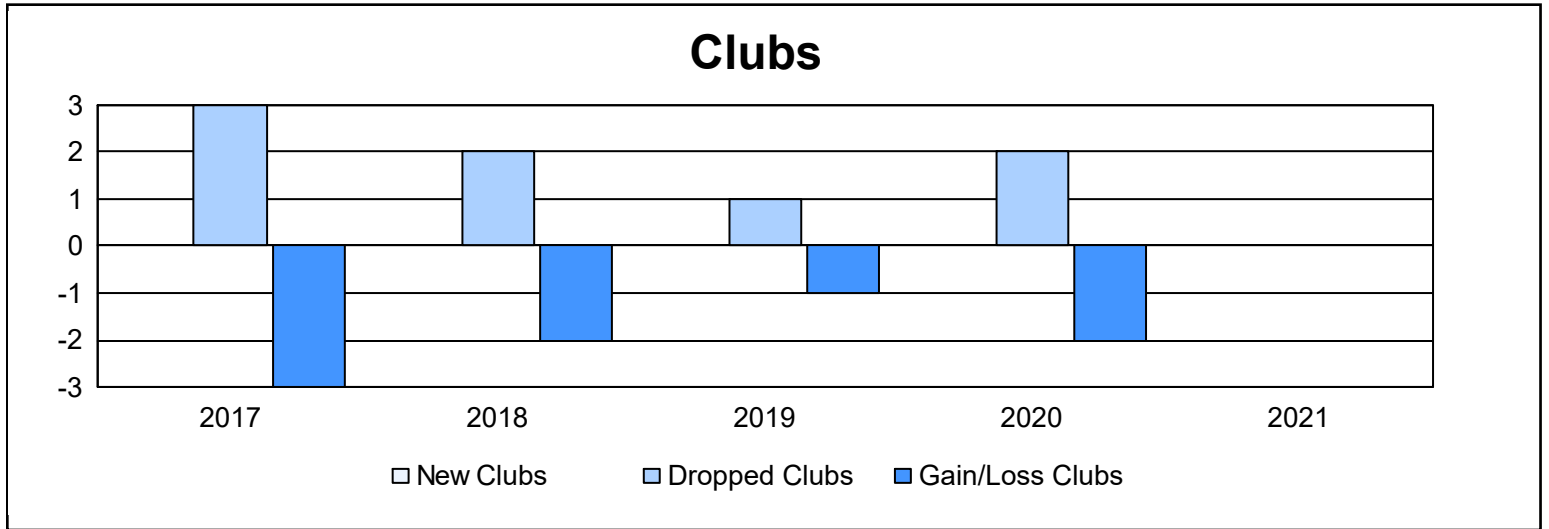
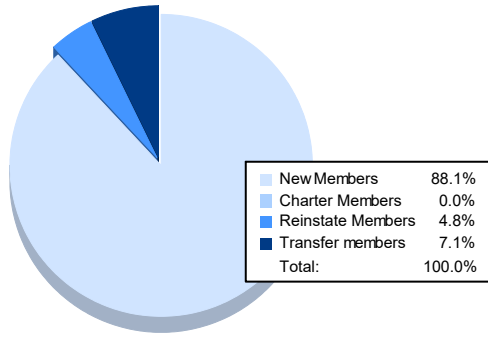


| Year | New Clubs | Dropped Clubs | Gain/ Loss Clubs | New Members | Charter Members | Reinstate Members | Transfer Members | Total Member Added | Total Members Dropped | Gain/ Loss Members |
|----------------|-----------|---------------|------------------|-------------|-----------------|-------------------|------------------|--------------------|-----------------------|--------------------|
| 2016-2017 | 0 | 3 | -3 | 130 | 1 | 10 | 13 | 154 | 170 | -16 |
| 2017-2018 | 0 | 2 | -2 | 83 | 1 | 2 | 12 | 98 | 169 | -71 |
| 2018-2019 | 0 | 1 | -1 | 61 | 0 | 5 | 2 | 68 | 123 | -55 |
| 2019-2020 | 0 | 2 | -2 | 71 | 2 | 2 | 3 | 78 | 103 | -25 |
| 2020-2021 | 0 | 0 | 0 | 37 | 0 | 2 | 3 | 42 | 120 | -78 |
| Average | 0 | 2 | -2 | 76 | 1 | 4 | 7 | 88 | 137 | -49 |



Membership Composition June 2021 Cumulative



Gender Composition June 2021 Cumulative

